


DOUBLE COLUMN HEAVY DUTY AUTOMATIC HORIZONTAL BANDSAWS




MOD.: BS-550GA



MOD.: BS-400GA




↑ Precise cut off length setting



↑ Idle wheel motion detector



↑ Amplifying valve / Inverter control



↑ Hydraulic saw blade tension control



↑ Quick-action hydraulic twin-vise (split vise)
3-jaw clamping



↑ Nesting fixture

DOUBLE COLUMN HEAVY DUTY AUTOMATIC HORIZONTAL BANDSAWS

Item	Unit	BS-330GA	BS-400GA	BS-460GA	BS-550GA	BS-600GA	BS-700GA
Cutting Capacity	mm	● 330 ■ 350W x 330H	● 400 ■ 400W x 400H	● 460 ■ 480W x 460H	● 550 ■ 600W x 550H	● 600 ■ 700W x 600H	● 720 ■ 800W x 720H
	inch	● 13 ■ 13.78W x 13H	● 15.75 ■ 15.75W x 15.75H	● 18.1 ■ 18.9W x 18.1H	● 21.65 ■ 23.62W x 21.65H	● 23.6 ■ 27.5W x 23.6H	● 28.35 ■ 31.5W x 28.35H
Bundle Cutting	mm	250W x 150H	320W x 230H	368W x 210H	440W x 250H	/	/
	inch	9.8W x 5.9H	12.6W x 9H	14.5W x 8.3H	17.3W x 9.8H	/	/
Blade Size	mm	34 x 1.06 x 3920 (W x t x L)	34 x 1.06 x 4570 (W x t x L)	41 x 1.3 x 5300 (W x t x L)	41 x 1.3 x 5800 (W x t x L)	54 x 1.6 x 6800 (W x t x L)	54 x 1.6 x 8128 (W x t x L)
	inch	1.338 x 0.042 x 154.33 (W x t x L)	1.338 x 0.042 x 180 (W x t x L)	1.614 x 0.051 x 208.7 (W x t x L)	1.614 x 0.051 x 228.35 (W x t x L)	2.12 x 0.063 x 267.7 (W x t x L)	2.125 x 0.063 x 320 (W x t x L)
Blade Speed	M/Min	25, 32, 42, 55, 70, 80 Variable Speed 20-80					
	F/Min	82, 105, 138, 180, 230, 260 Variable Speed 65-260					
Motor Output	KW	Blade 3.75 Hyd. 0.75 Coolant 0.1		Blade 5.6 Hyd. 1.5 Coolant 0.1		Blade 7.5 Hyd. 2.2 Coolant 0.1	
	HP	Blade 5 Hyd. 1 Coolant 1/8		Blade 7.5 Hyd. 2 Coolant 1/8		Blade 10 Hyd. 3 Coolant 1/8	
Weight Net/Gross	kg	1450 / 1850	2550 / 2950	3200 / 3800	3800 / 4500	6100 / 6900	5300 / 6200
	lb	3190 / 4070	5610 / 6490	7040 / 8360	8360 / 9900	13420 / 15180	11660 / 13640

Specifications subject to change without notice for improvement and modification.

STANDARD ACCESSORIES

- Tools with tool box.....1 set
- 7 ft.(2M) long roller table.....1 set
- Band-cleaning wire brush.....1 piece
- Band saw blade.....1 piece
- Vertical clamping system (H600A / H700A exception).....1 set
- Automatic chip conveyor.....1 set
- Instruction manual and parts list.....1 copy

Optional Accessories

- Variable blade speed drive.
- Variable vise pressure system.
- Amplifying valve for auto-adjusting cutting feed-rate.
- GA / NC Control.



FULLPOWER®

富堡實業有限公司
FULPOW INDUSTRIAL CORP.

7F-2, NO. 400, SEC. 1, CHANG PING ROAD, TAICHUNG, TAIWAN
TEL: 886-4-2243 9235 (REP.) FAX: 886-4-2244 3829
E-MAIL: fulpow@ms7.hinet.net