

DOUBLE COLUMN HEAVY DUTY AUTOMATIC HORIZONTAL BANDSAWS



MOD.: ABS-600

STANDARD FEATURES:


1. Precise cut off length setting.
2. Auto head elevation and quick approach control.
3. Cutting piece counter with auto-shut-off.
4. Multiple stroke counter for long pieces. (standard 9 times)
5. Power-driven blade cleaning brush and coolant cleaning flush hose.
6. Carbide and roller blade guides.
7. Hydraulic shuttle vice back-jaw feed method.
8. Hydraulic blade tension control.
9. Work-area light.
10. Automatic chip conveyor.
11. Two-way open rear vice jaws to ensure precise bar-feed repeatability even in cutting a little bit warped / surface rough works.
12. Unique split machine vice allows cutting to within as little as 50 mm of end automatically.

STANDARD ACCESSORIES

1. Tools with tool box	1 SET
2. 2M(7 FT) long roller table with vertical roller guides	1 SET
3. Band-cleaning wire brush	2 PCS
4. Band saw blade	1 PC
5. Hydraulic blade tension	1 SET
6. Automatic chip conveyor	1 SET
7. Instruction manual and Parts list	1 COPY



1. Precise digital counter for cut depth cutting.



2. Hydraulic shuttle vise for stock feeding.



3. Motor & chain drive roller table.




4. Carbide guides with hydraulic control.




5. Auto head-elevation after complete a cut.



6. Hydraulic blade tension control.



7. Power driven blade cleaning brush & coolant cleaning flush hose.



8. Idle wheel motion detector for blade jam/break shut-off.

OPTIONAL ACCESSORIES

1. Variable blade speed drive.
2. Variable vise pressure system.
3. Amplifying valve for auto-adjusting cutting feed-rate.

SPECIFICATIONS /MODEL		ABS-600
Cutting Capacity	mm	● 600 ■ 700W x 600H
	in	● 23.6 ■ 27.5W x 23.6H
Blade size	mm	54 x 1.6 x 6800
	in	2.12 x 0.063 x 267.7
Blade Speed	M/min	25.32.42.55.70.80
		VARIABLE SPEED 20-80 (OPT.)
	F/min	82.105.138.180.230.260
		VARIABLE SPEED 65-260 (OPT.)
Motor Output	hp	Blade 10 ;hyd. 3 ;coolant 1 / 8
	kw	Blade.7.5 ;hyd. 2.2 ;coolant 0.1
Shipping Volume (L*W*H)	mm	3670 x 2280 x 2140
	ft	12 x 7.4 x 7
Weight Net / Gross	kg	6400 / 6960
	lb	14097 / 15330



FULLPOWER®

富堡實業有限公司

FULPOW INDUSTRIAL CORP.

7F-2, NO. 400, SEC. 1, CHANG PING ROAD, TAICHUNG, TAIWAN

TEL: 886-4-2243 9235 (REP)

FAX: 886-4-2244 3829

E-MAIL: fulpow@ms7.hinet.net